

Hydraulic Mini Excavator (Mini)


Cylinder

Model Name	Applicable Machine Size			
	~2ton	~4ton	~5ton	~6ton
KCM	●	●	●	●



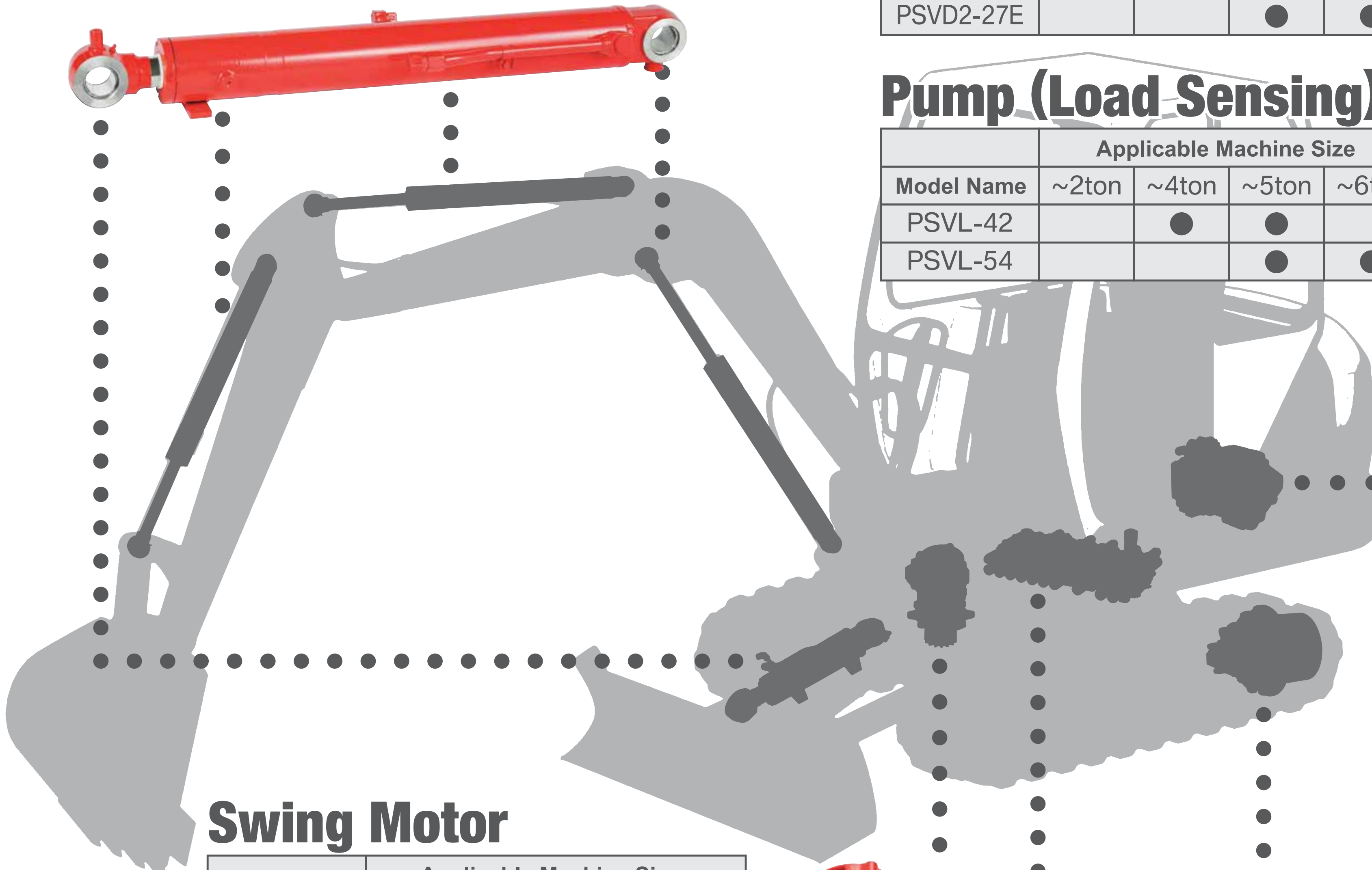

Pump

Model Name	Applicable Machine Size			
	~2ton	~4ton	~5ton	~6ton
PSVD2-12	●			
PSVD2-17E		●		
PSVD2-21E		●	●	
PSVD2-27E			●	●



Pump (Load Sensing)

Model Name	Applicable Machine Size			
	~2ton	~4ton	~5ton	~6ton
PSVL-42		●	●	
PSVL-54			●	●



Swing Motor

Model Name	Applicable Machine Size			
	~2ton	~4ton	~5ton	~6ton
MSG-27P-10E	●			
MSG-27P-16E		●	●	
MSG-27P-23E			●	●




Control Valve

Model Name	Applicable Machine Size			
	~2ton	~4ton	~5ton	~6ton
KVSE-36	●	●		
KVSE-72		●	●	●



Control Valve (Load Sensing)

Model Name	Applicable Machine Size			
	~2ton	~4ton	~5ton	~6ton
KVSX-12	●	●		
KVSX-14		●	●	●



Track Drive Motor

Model Name	Applicable Machine Size			
	~2ton	~4ton	~5ton	~6ton
MAG-12V	●			
MAG-18VP		●		
MAG-26VP		●		
MAG-33VP			●	●

